


ENFAMIL® PREMIUM™ INFANT FORMULA – 20 CAL


INSTRUCTIONS FOR PREPARING 1 BOTTLE (4–6 FLUID OUNCES) OF FORMULA USING POWDER



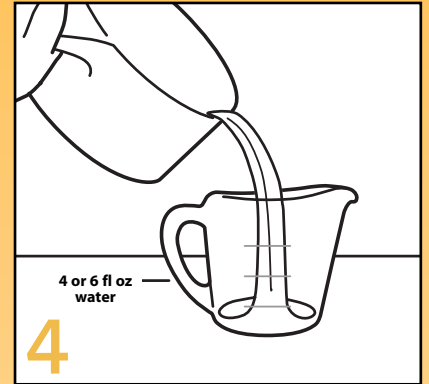
1 Wash hands, bottle, nipple, and all utensils.




2 Place bottle, nipple, and all utensils in pan. Add water and bring to a rolling boil for 1 minute.*



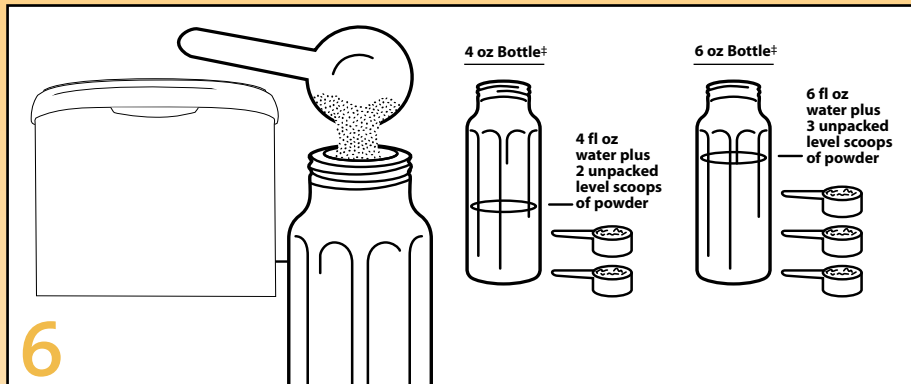
3 Bring water for formula preparation to a rolling boil for 1 minute.* Let it cool to room temperature (75°F) or below.



4 Pour cooled water (4 or 6 fl oz) into clean liquid measuring cup.†



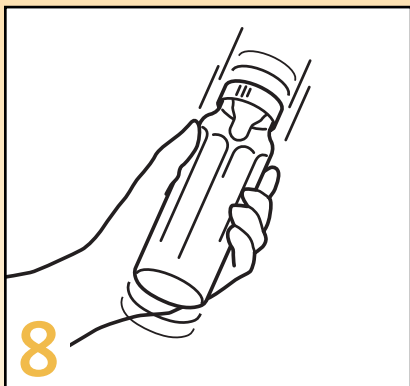
5 Pour water from measuring cup into clean bottle.†



6 Add powder using scoop that comes inside tub. Return dry scoop to tub and cover tub. †Each scoop adds about 0.2 fl oz to the amount of prepared formula.




7 Put on clean nipple and cover.



8 Shake vigorously for 5 seconds.



9 Test temperature of formula before feeding. Do not use prepared formula if it is unrefrigerated for more than a total of 2 hours.



10 After feeding begins, use formula within 1 hour or discard.

Your baby's health depends on carefully following the instructions here and on the product label.

Proper hygiene, preparation, dilution, use, and storage are important when preparing infant formula. Powdered infant formulas are not sterile and should not be fed to premature infants or infants who might have immune problems unless directed and supervised by your baby's doctor. See product label for additional important instructions.

WARNING: Do not use a microwave oven to warm formula. Serious burns may result.

*Ask your baby's doctor about the need to boil water for bottle sterilization and formula preparation.
†For accurate measurements, use a standard liquid measuring cup to measure water. Marks on the bottle are not exact.